

Scaled data based on original data using
LM-79-08 Approved Method: Electrical and Photometric Measurements of Solid-
State Lighting Products

Test Report Prepared for
Cooper Lighting Solutions
(formerly Eaton)

Brand: McGRAW-EDISON

Report Number: P385437

Luminaire Tested: **GWC-SA1A-727-U-SL4**

Issue Date: 3/3/2020

Test Information

Test Method: LM-79-08
Report Number: P385437
TEST IS SCALED FROM IESNA LM-79-08 TEST DATA (G2-1903-205-24)
Test Lab: INNOVATION CENTER
Issue Date: 3/3/2020
Manufacturer: COOPER LIGHTING SOLUTIONS (FORMERLY EATON)
Product Line: MCGRAW-EDISON
Catalog Number: GWC-SA1A-727-U-SL4
Description: GALLEON WALL LUMINAIRE
(1) 70 CRI, 2700K, 615mA LIGHTSQUARE WITH 16 LEDS AND TYPE IV SPILL LIGHT
ELIMINATOR OPTICS
Light Source: -
Ballast/Driver: ELECTRONIC DRIVER

Summary

Lumens per Lamp: N/A
Luminaire Lumens: 3955 lumens
Efficiency: N/A
Efficacy: 116.3 lumens/watt
Luminous Opening: Rectangular (W 0.5' x L: 0.5' x H: 0')
IES Classification: Type IV - Short
BUG Rating: B1 - U0 - G2

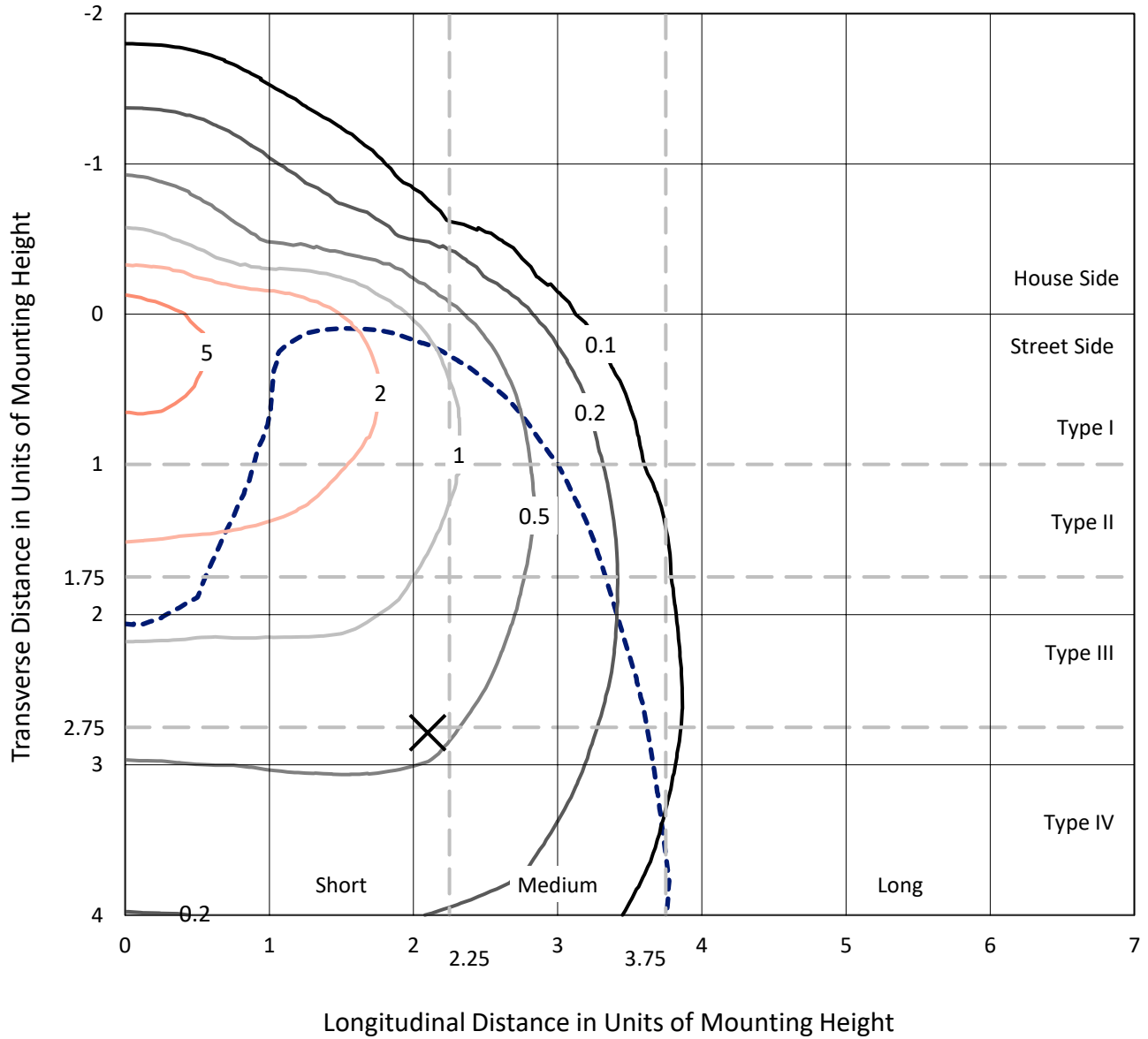
Input Watts (W): 34
Input Voltage (V): NR
Input Current (A_{in}): NR
Voltage Rise (V): NR
Power Factor: NR
Total Harmonic Distortion (THDi): NR
Frequency (hertz): 60
Stabilization Time: NR
Operation Time: NR
Ambient Temperature (°C): NR
Test Distance: 24 FT



REPORT NUMBER: P385437
CATALOG NUMBER: GWC-SA1A-727-U-SL4

Iso-Footcandle Lines of Horizontal Illumination

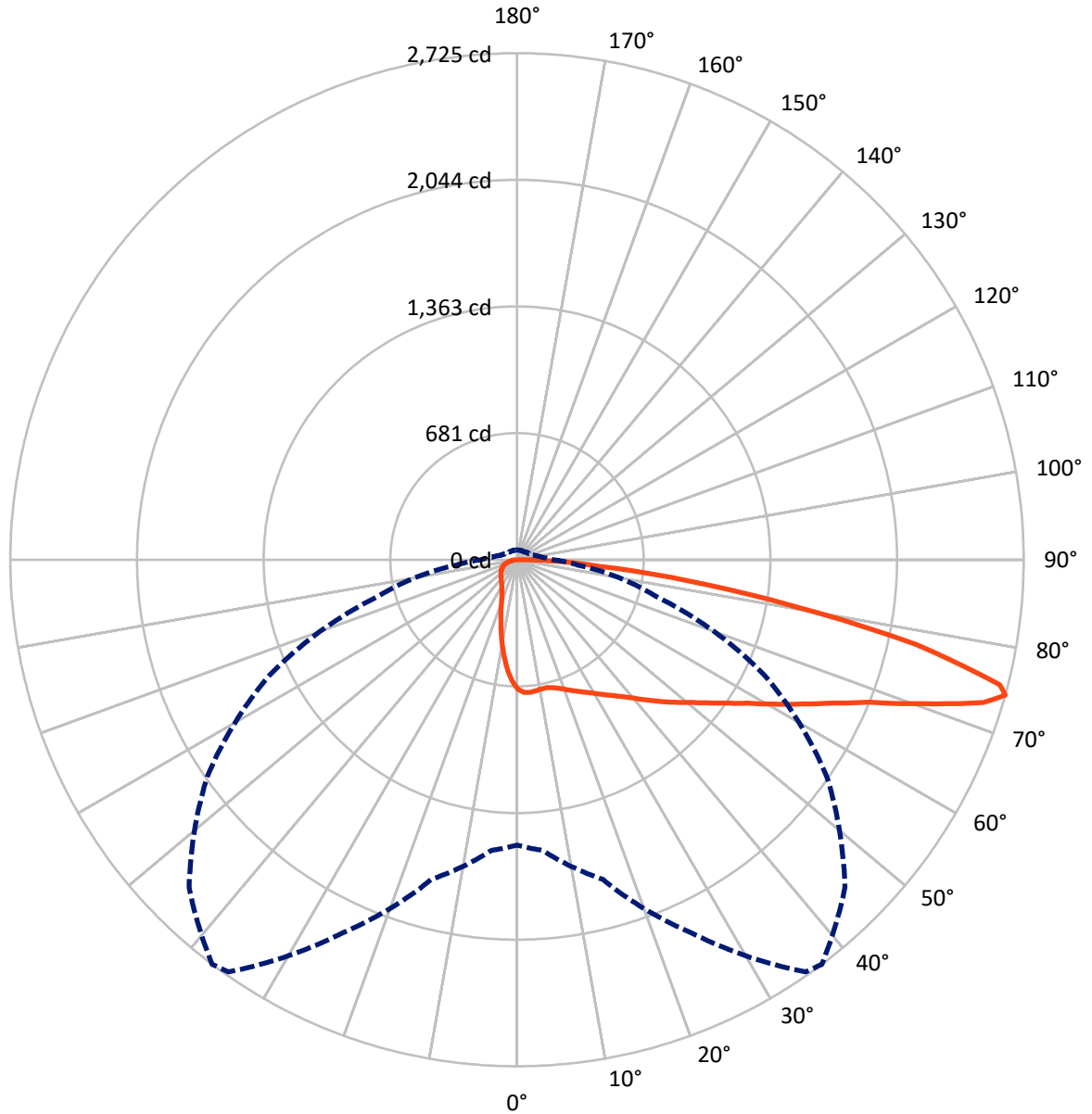
× Max cd
- - - 1/2 Max cd



Based on 10 foot mounting height. Maximum calculated value = 7.1 fc
Type IV - Short - N/A

REPORT NUMBER: P385437
CATALOG NUMBER: GWC-SA1A-727-U-SL4

Luminous Intensity Polar Plot



— Vertical Plane Through 37-Deg Lateral - - - Horizontal Cone Through 74-Deg Vertical

REPORT NUMBER: P385437

CATALOG NUMBER: GWC-SA1A-727-U-SL4

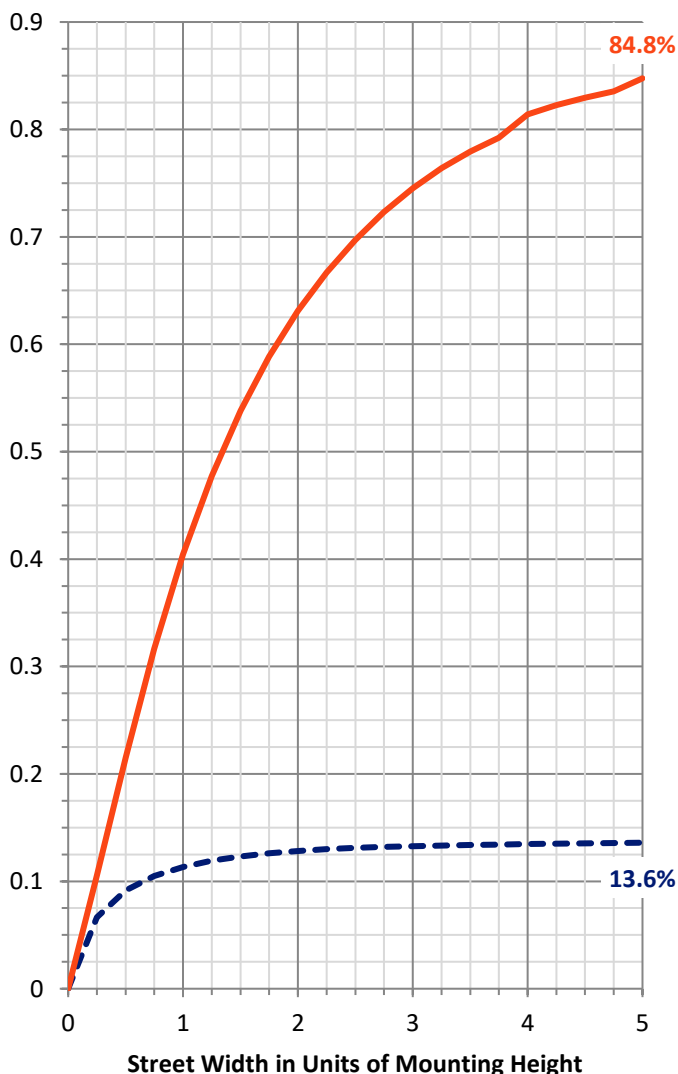
FLUX DISTRIBUTION:

		Downward	Upward	Total
House Side	Lumens	544.2	0.0	544.2
	% Fixture	13.8	0.0	13.8
Street Side	Lumens	3410.8	0.0	3410.8
	% Fixture	86.2	0.0	86.2
Total	Lumens	3955.0	0.0	3955.0
	% Fixture	100.0	0.0	100.0

ZONAL LUMENS:

Zone	Lumens	% Fixture
0°-10°	61.4	1.6
10°-20°	157.3	4.0
20°-30°	242.4	6.1
30°-40°	352.4	8.9
40°-50°	518.7	13.1
50°-60°	728.5	18.4
60°-70°	922.0	23.3
70°-80°	811.9	20.5
80°-90°	160.5	4.1
90°-100°	0.0	0.0
100°-110°	0.0	0.0
110°-120°	0.0	0.0
120°-130°	0.0	0.0
130°-140°	0.0	0.0
140°-150°	0.0	0.0
150°-160°	0.0	0.0
160°-170°	0.0	0.0
170°-180°	0.0	0.0
0°-90°	3955.0	100.0
0°-180°	3955.0	100.0

Coefficient of Utilization



REPORT NUMBER: P385437

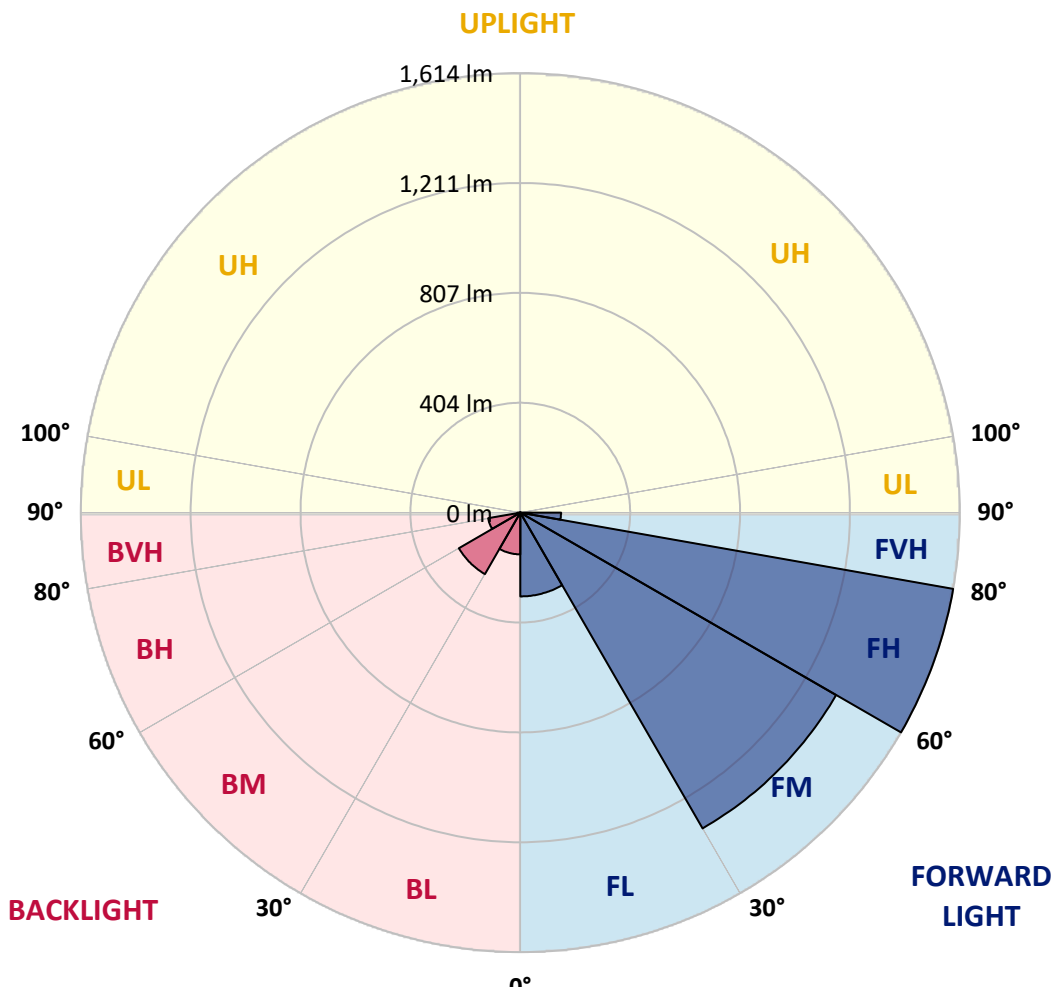
CATALOG NUMBER: GWC-SA1A-727-U-SL4

LUMINAIRE CLASSIFICATION SYSTEM LUMEN TABLE AND BUG RATING:

Zone	Lumens	% Fixture	Zone Rating/Lumen Limit		
			B	U	G
FL (0°-30°)	307.7	7.8			
FM (30°-60°)	1339.2	33.9			
FH (60°-80°)	1614.2	40.8			G1/1800
FVH (80°-90°)	149.6	3.8			G2/225
BL (0°-30°)	153.3	3.9	B1/500		
BM (30°-60°)	260.4	6.6	B1/1000		
BH (60°-80°)	119.6	3.0	B1/500		G1/500
BVH (80°-90°)	10.9	0.3			G1/100
UL (90°-100°)	0.0	0.0		U0/0	
UH (100°-180°)	0.0	0.0		U0/0	

BUG Rating: B1-U0-G2

Type IV Short





REPORT NUMBER: P385437
 CATALOG NUMBER: GWC-SA1A-727-U-SL4

CANDELA DISTRIBUTION (FULL):

	0°	5°	15°	25°	35°	37°	45°	55°	65°	75°	85°
0°	696.9	696.9	696.9	696.9	696.9	696.9	696.9	696.9	696.9	696.9	696.9
2.5°	720.7	720.8	720.7	719.6	716.9	714.7	712.9	710.2	704.4	699.9	693.2
5°	727.5	726.7	726.1	724.0	719.8	717.3	713.9	708.8	699.2	690.3	679.4
7.5°	724.3	723.3	722.1	719.6	714.8	712.7	707.9	701.3	689.8	678.0	662.4
10°	714.4	714.1	713.6	713.0	709.0	707.3	702.8	695.9	684.5	670.2	652.0
12.5°	703.4	704.1	706.3	709.3	707.4	706.6	703.8	699.1	687.4	672.1	650.0
15°	696.4	698.4	704.4	712.0	713.6	713.3	712.6	709.5	697.1	680.1	654.5
17.5°	694.1	697.3	708.7	721.4	725.8	726.8	727.1	721.8	708.0	690.0	659.1
20°	698.4	702.4	719.1	736.6	743.7	744.2	743.0	733.8	718.3	698.5	661.6
22.5°	711.5	715.1	736.0	755.6	763.7	764.6	760.8	746.9	729.2	708.6	665.1
25°	736.7	741.2	762.1	781.7	785.9	786.0	780.6	763.3	743.4	722.6	672.6
27.5°	769.6	774.0	792.8	812.1	809.8	808.6	801.2	783.9	761.9	742.0	686.0
30°	806.2	811.1	828.9	842.6	837.3	834.8	828.8	806.5	787.7	768.5	706.5
32.5°	844.1	848.6	864.2	873.5	866.8	865.7	856.7	836.3	821.3	808.9	739.6
35°	883.0	886.2	901.5	906.8	897.9	897.6	895.1	876.4	867.0	872.8	787.8
37.5°	922.7	923.5	936.6	936.9	934.2	935.4	938.0	926.3	929.0	947.2	850.5
40°	958.1	960.3	969.8	972.7	977.3	981.2	994.4	986.8	1007.3	1039.6	928.5
42.5°	984.3	988.6	1003.8	1011.3	1026.2	1032.3	1051.0	1058.1	1099.3	1147.8	1021.3
45°	1006.4	1013.1	1037.5	1052.9	1078.2	1088.9	1115.6	1139.5	1203.4	1265.3	1119.0
47.5°	1030.4	1038.9	1069.4	1098.9	1133.2	1145.3	1193.9	1229.6	1314.4	1383.4	1211.1
50°	1065.6	1072.2	1102.0	1148.4	1191.1	1206.8	1274.0	1325.2	1427.3	1496.0	1290.9
52.5°	1114.8	1112.3	1137.5	1202.6	1260.0	1279.2	1359.6	1426.9	1541.7	1597.8	1358.3
55°	1164.3	1160.1	1177.8	1259.3	1340.2	1360.4	1453.8	1529.0	1650.5	1689.5	1410.0
57.5°	1219.3	1211.3	1226.3	1323.2	1431.6	1455.7	1559.2	1637.5	1757.5	1763.6	1442.9
60°	1276.0	1265.3	1282.0	1402.5	1547.7	1576.1	1682.7	1743.4	1858.3	1822.9	1453.5
62.5°	1325.6	1318.1	1343.8	1491.0	1678.5	1709.7	1803.9	1856.0	1957.8	1847.6	1415.3
65°	1368.9	1370.2	1414.7	1590.4	1824.3	1857.6	1942.9	1994.7	2036.1	1833.0	1326.0
67.5°	1420.6	1427.7	1503.8	1721.4	2008.0	2044.5	2145.2	2146.0	2079.8	1747.2	1150.2
70°	1496.0	1510.6	1626.2	1903.0	2269.0	2319.2	2396.9	2234.9	2018.4	1514.5	905.0
72.5°	1562.8	1590.1	1756.5	2110.9	2587.2	2625.3	2544.2	2183.6	1761.6	1135.0	563.8
74°	1535.7	1569.5	1780.2	2213.3	2707.0	2725.3	2494.4	2034.0	1468.8	786.0	327.7
75°	1477.2	1513.9	1745.6	2212.3	2691.9	2681.7	2374.4	1863.1	1209.7	536.1	218.0
77.5°	1192.1	1231.0	1470.9	1896.1	2207.2	2197.6	1823.9	1249.8	529.8	175.8	110.8
80°	693.1	722.8	913.1	1204.1	1488.3	1505.7	1199.5	618.4	208.4	98.8	75.1
82.5°	307.9	328.4	441.1	614.7	898.2	920.6	628.2	324.0	128.7	60.0	45.1
85°	202.0	217.2	267.8	292.7	427.7	443.0	307.5	252.3	85.0	33.0	33.2
87.5°	145.3	159.9	198.9	173.7	196.3	185.8	167.3	233.5	34.1	18.8	11.1
90°	0.0	0.0	0.0	0.0	0.0	0.0	0.0	0.0	0.0	0.0	0.0



REPORT NUMBER: P385437
 CATALOG NUMBER: GWC-SA1A-727-U-SL4

CANDELA DISTRIBUTION (continued):

	90°	95°	105°	115°	125°	135°	145°	155°	165°	175°	180°
0°	696.9	696.9	696.9	696.9	696.9	696.9	696.9	696.9	696.9	696.9	696.9
2.5°	690.3	688.1	683.1	673.6	668.3	663.8	656.5	652.1	650.2	650.0	650.9
5°	673.2	668.0	655.1	639.2	626.5	614.9	600.6	592.0	585.8	582.2	583.2
7.5°	653.2	645.2	624.8	599.5	579.1	556.7	534.6	521.3	511.0	503.3	504.7
10°	639.6	628.5	598.8	562.3	528.4	495.8	465.3	447.1	432.6	421.4	422.3
12.5°	635.0	620.0	578.9	530.1	482.6	438.0	398.2	370.2	355.3	342.6	343.6
15°	635.7	615.5	562.1	501.1	441.4	385.2	336.9	304.1	283.9	275.1	275.3
17.5°	636.3	610.3	544.6	470.1	400.5	335.9	283.4	250.2	231.1	223.0	223.2
20°	634.4	602.0	522.9	434.4	357.9	290.6	239.8	211.6	197.1	190.9	190.9
22.5°	632.1	592.1	498.3	398.6	315.8	251.3	208.6	187.1	178.7	174.6	174.4
25°	633.2	584.7	473.3	361.8	277.1	220.0	187.8	173.6	168.0	165.4	165.2
27.5°	639.2	581.2	450.1	325.2	243.2	196.4	173.9	163.8	160.2	158.5	158.5
30°	650.0	581.2	426.0	294.0	215.1	179.0	163.1	156.3	153.8	152.7	152.7
32.5°	669.0	584.4	402.8	263.0	192.7	165.4	154.2	149.6	147.7	147.1	147.1
35°	701.6	595.3	380.1	233.8	174.6	154.2	145.7	143.1	141.7	141.5	142.0
37.5°	747.4	617.4	358.7	212.2	161.7	145.2	138.6	136.5	135.7	136.4	136.9
40°	805.1	647.5	339.4	192.7	152.0	137.9	132.1	130.7	130.3	131.2	132.1
42.5°	874.8	688.2	323.5	178.6	144.5	131.8	126.5	124.8	124.4	125.5	126.6
45°	950.1	732.0	312.3	168.2	138.6	127.2	121.6	119.8	119.0	119.5	120.8
47.5°	1018.7	773.3	307.9	160.8	133.0	123.3	117.3	115.1	113.7	113.4	114.4
50°	1076.5	804.1	310.0	156.3	128.6	119.0	113.1	110.6	108.5	107.3	108.0
52.5°	1118.6	823.5	311.9	154.4	125.1	114.2	108.5	106.2	103.4	101.3	101.3
55°	1149.1	828.0	307.6	152.8	122.5	109.1	103.4	101.1	98.4	96.0	95.7
57.5°	1161.1	815.4	291.6	150.6	120.6	104.2	97.9	96.3	93.9	91.1	91.0
60°	1144.9	776.7	260.7	145.9	118.3	100.2	92.5	91.4	90.3	87.6	87.5
62.5°	1080.0	691.7	220.7	136.3	113.5	95.8	87.5	88.0	88.2	86.4	86.1
65°	962.3	575.0	181.7	123.7	106.4	90.7	82.3	85.0	86.5	86.2	85.8
67.5°	791.2	447.5	153.9	110.5	97.1	83.6	76.8	79.8	81.1	82.1	81.8
70°	587.2	315.5	127.3	96.5	85.8	75.2	69.5	71.1	70.2	71.3	71.7
72.5°	327.4	189.3	103.8	82.6	74.1	65.5	61.4	61.2	59.3	59.3	59.3
74°	196.4	138.9	91.3	74.0	67.0	59.1	55.6	54.3	52.7	52.8	52.7
75°	158.0	119.4	83.7	68.3	62.0	55.3	51.8	50.2	48.9	48.9	48.8
77.5°	99.7	90.7	67.4	54.3	49.6	45.6	43.2	41.0	41.0	40.8	40.7
80°	75.4	72.2	52.5	41.1	38.0	35.0	33.4	32.5	32.5	32.9	32.7
82.5°	51.7	54.3	36.9	28.7	27.2	24.9	24.7	24.8	24.4	23.8	23.7
85°	37.8	40.8	24.9	18.1	16.6	15.2	16.3	16.9	16.2	14.9	14.3
87.5°	14.5	26.7	13.4	7.5	7.0	6.0	7.0	7.2	7.8	6.1	6.3
90°	0.0	0.0	0.0	0.0	0.0	0.0	0.0	0.0	0.0	0.0	0.0

Signify Classified - Internal
Cooper Lighting Solutions Photometric Lab
1121 Highway 74 South
Peachtree City, GA 30269

Scaled Data Report



Report Generated By 670245982

Signify Classified - Internal
Cooper Lighting Solutions Photometric Lab
1121 Highway 74 South
Peachtree City, GA 30269

Scaled Data Report



Signify Classified - Internal
Cooper Lighting Solutions Photometric Lab
1121 Highway 74 South
Peachtree City, GA 30269

Scaled Data Report



Signify Classified - Internal
Cooper Lighting Solutions Photometric Lab
1121 Highway 74 South
Peachtree City, GA 30269

Scaled Data Report



Signify Classified - Internal
Cooper Lighting Solutions Photometric Lab
1121 Highway 74 South
Peachtree City, GA 30269

Scaled Data Report



--- HS — SS

Signify Classified - Internal
Cooper Lighting Solutions Photometric Lab
1121 Highway 74 South
Peachtree City, GA 30269

Scaled Data Report



u

Signify Classified - Internal
Cooper Lighting Solutions Photometric Lab
1121 Highway 74 South
Peachtree City, GA 30269

Scaled Data Report



Signify Classified - Internal
Cooper Lighting Solutions Photometric Lab
1121 Highway 74 South
Peachtree City, GA 30269

Scaled Data Report



(END OF REPORT)